

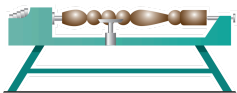
WOODTURNERS
SOCIETY
OF QUEENSLAND INC.

TurningTalk

Vol. 39 August 2025



Blood Clot by Terry Martin.



Editors Note

By Joyce Arnold

Please find the August edition of Turning Talk which is jam packed with information about the Club's activities. This will be a busy month with the Mt Coot-tha exhibition, Show and Tell for all members and this month's Demonstration by Dan Woodward. Thank you for contributions from members for this month's edition, including a report on the demonstration by Mick Pythian on whistling in the wind, or turning whistles for fun. Graham Chen includes a summary of the work he did for the new sign in ap that was endorsed by the WSQ committee. Happy reading and if you have items for future editions, please send them to me

Joyce Arnold

drjoycearnold6120a@gmail.com



Presidents Report

by Mike Dunne

Concert Songs of Childhood

Charity Concert, supporting Variety, the children's charity

hosted by Charlotte Fung, Miss World Australia finalist

The concert will feature performances on brass, woodwind, strings and voice with talented performers.

Date Wednesday 13 August (Ekka holiday)

Time 1.30-3.30 pm

Venue WSQ hall 19 Pine Street, Greenslopes.

<https://SongsofChildhood.eventbrite.com>

Tickets are essentially free with a donation —either online or in cash on the day.

However, due to limited venue capacity, you'll still need to register for a ticket via Eventbrite. Please be sure to read the instructions and FAQs carefully, and enter the appropriate promo code.

Secretary's Report

Binny Willis, Secretary

July Meeting 19/07/2025

Attendance: Mike Dunne, Alwyn Clark, Binny Willis, Jan Chapman, John Donaldson, Reg Weber, Bob Kennedy, Barry Wilson, Katherine Ogg.

Therese Richards was invited to attend the meeting.

Apologies: Neil Howard, David Williams

1. Minutes

The Minutes of the June Meeting were presented and passed as a true and accurate record

2. Correspondence

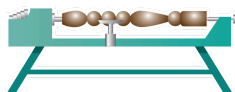
The list of the Correspondence Inwards and Outwards was presented to the meeting

3. Finance Report

The Finance Report was presented by the Treasurer, Jan Chapman and Accounts were passed for payment

4. Membership Report

The Membership Report was presented by the Membership Secretary, Alwyn Clark, who noted that current Membership stands at 239. The Membership Applications of Bruce Loxton, Joy Loxton, Sandra



Newell, Sunny Wei, Nicholas Williams, Jane James and Carla Caneris were ratified.

The issue of the need of urgent attention to the current membership Database was raised. Mike Dunne and Alwyn Clark will review an option and prepare for a trial of a proposed database that has come highly recommended.

5. Workplace Health and Safety

2 Accident Reports were received. One involved a failure to ensure that the tail stock was tight resulting in timber coming off the lathe, the other involved misusing a large drill bit and bending it.

Appropriate actions were taken by the Convenor on duty.

6. Building and Grounds

6.1 The Downstairs workshop has become very cluttered again and alternate arrangements for the Toy Boxes will be made, timber and its storage will be re-evaluated and a general tidy up will be

scheduled after the August Exhibition.

6.2 The tables have been delivered to the Children's Hospital and members of the WSQ attended a reception at the Hospital.

6.3 The situation of the lack of efficiency of the dust extraction system in the downstairs workshop was discussed. Reg Weber and Barry Wilson will look for a solution to the problem caused by the wood chips from the Felder table saw combo and liaise with Micronair. Members using the upstairs workshop are to be reminded that it is a dust extractor and the gates should only be opened when sanding.

7. Tools and Equipment

7.1 The Kauri Pine slabs are still available for sale

7.2 The bearings have been replaced in the sit-down lathe

8. Events

8.1 Preparations for the August Mt Coot-tha Exhibition are in hand. Promotional brochures will be available for distribution a fortnight prior.

8.2 The issue of the 2026 Competition was raised as a result of a proposal from John Carney that it be held prior to the May Belmont Exhibition. Further consideration of this proposal is required and will be an Agenda item at future meetings.

9. General Business

9.1 Test Tag has been completed

9.2 A morning tea for the presentation of badges to long standing Members will be organized

9.3 Bunnings Father's Day Event is scheduled for the 4th September. David Williams and Bhimal Ramsing have made 38 give away saws.

9.4 Jan Chapman raised the issue of the recurring cost of the mailout of Turning Talk to 16 Members. The issue will be further investigated.

Meeting Closed at 9.25am

Treasurer's Report

By Jan Chapman

The month of June was a costly one, with a nett loss of \$19,108 recorded. This is usually the case at this time of the year, with a couple of insurance premiums falling due (totalling \$19,740), annual BCC rental of \$558, and a quarterly electricity account of \$528.

Our main sources of income were shop sales (\$2151), membership fees (\$1900), workshop fees (\$1567), interest from a term deposit (\$654), and a donation from our local state member of parliament, Joe Kelly (\$500).

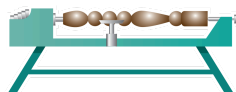
Despite experiencing a couple of months of losses we are expecting to have some more profitable months moving forward, with our Mt Coot-tha exhibitions in August and November, and limited regular expenses for the remainder of the year.

Membership Report

by Allwyn Clark

Below are the birthdays for August.

Shane Brandenburg
Benjamin Engledow
Jan Chapman
Neil Howard
Primo Fantin
Gaye Dunne
Ron Brown
Martin Darch
Mark Glancy



Charles Charalabous
Adam Boevink
Marion Duval
Robert Hordern
John Dash
Karyn Adams
Sue Brown

Please remember you must wear your name badges to the club and at club outings, this is a requirement

Report on Electronic Sign-in

by Graham Chen

The WSQ has recently rolled out an electronic Sign-In App for managing members' attendance to all club sessions and workshops. The App runs on a touch screen PC and it allows members (and visitors) to sign

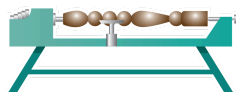
in and out these sessions with minimum input and it records exact time of these events. The App collects no personal information beyond members' names. In addition, the App offers a set of functions to assist conveners and committee members to monitor the attendance, check the data logs, and assist with emergency roll calls. The data logs are saved and archived in the cloud for safe keeping.

The App was deployed by WSQ member Graham Chen. Graham joined WSQ in 2021 after he retired as the research director managing Queensland High Performance Research Computer facilities at UQ. The Sign In system was originally developed for Centenary Suburbs Men's Shed (CSMS) and deployed there from January. The CSMS members liked it for its simplicity and ease of use. Graham has provided the free use of the App to the WSQ. The CSMS, through its president Mr Ian Schroder, has generously donated a touch screen laptop to the Club to run this App.

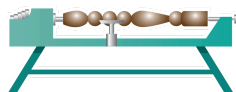
Convenors' Roster

Mick Phythian – Convenor

Wk	Date	Day	Time	Session	Convenors	Convenors
1	1/8/25	Friday morning	8am-12noon	Open Workshop	Brian Creese	Don Randall
		Friday arvo	1pm-4pm	Open Workshop	Paul Machin-Everil	
		Friday Morning	8am-3pm	Toy group	Barry Wilson	Peter Churchward
1	2/8/25	Saturday Morning	9am - 12pm	Demonstration Box-Part2	Dan Woodward	
2	5/8/25	Tuesday Morning	8am - 12pm	Open Workshop	Brian Creese	Mike Dunne
		Tuesday Arvo	1pm - 4pm	Open Workshop	Alan Short	
		Tuesday Evening	6pm - 9pm	Open Workshop & Pyrography	Mick Phythian	Dan Woodward
		Tuesday Morning	8am - 12pm	Downstairs Workshop & Toy Group		
		Tuesday Arvo	1pm-4pm	Box making	Barry Wilson Reg Weber	Harold Wiltshire
		Tuesday Morning	8am - 12pm	Shop	Don McMillan	
		Tuesday Morning	8am - 12pm	Library	Mike Mason	Peter Wyer
		Tuesday Arvo	10.30 - 2.30pm	Pyrography Group	Mike Dodson	
2	6/8/25	Thursday Morn	9am - 12pm	Convenors Workshop	All Convenors	
2	7/8/25	Friday	8am-12	Closed, pack up for Mt Coot-tha		
	8/8/25	Saturday	9am-4pm	Mt Coot-tha		



Wk	Date	Day	Time	Session	Convenors	Convenors
2	9/8/25	Sunday	9am-4pm	Mt Coot-tha		
3	12/8/25	Tuesday Morning	8am - 12pm	Open Workshop	John Reed	Brian Creese
		Tuesday Arvo	1pm - 4pm	Training Program	Alan Short	
		Tuesday Evening	6pm - 9pm	Open Workshop & Pyrography	Mick Phythian	Dan Woodward
		Tuesday Morning	8am - 12pm	Downstairs Workshop & Toy Group		
		Tuesday Arvo	1pm-4pm	Box making	Barry Wilson Reg Weber	Harold Wiltshire
		Tuesday Morning	8am - 12pm	Shop	Don McMillan	
		Tuesday Morning	8am - 12pm	Library	Mike Mason	Peter Wyer
		Tuesday Arvo	10.30am - 2.30pm	Pyrography Group	Mike Dodson	
3	14/08/25	Thursday Morn	cancelled			
3	15/08/25	Friday Morning	8am - 12pm	Open Workshop	Alwyn Clark	Don Randall
		Friday Morning	8am - 3pm	Toy group	Barry Wilson	Peter Churchward
		Friday arvo	1pm-4pm	Open workshop	Payl Machin-Everil	
3	16/08/25	Saturday Morning	8am - 12pm	Open Workshop	Brian Creese	
4	19/08/25	Tuesday Morning	8am - 12pm	Open Workshop	Bob Kennedy	Alwyn Clark
		Tuesday Arvo	1pm - 4pm	Open Workshop	John Reed	
		Tuesday Evening	6pm - 9pm	Open Workshop	Brian Creese	
		Tuesday Morning	8am - 12pm	Downstairs Workshop & Toy Group	Barry Wilson	
		Tuesday Arvo	1pm-4pm	Box making	Reg Weber	Harold wiltshire
		Tuesday Morning	8am - 12pm	Library	Mike Mason	Peter Wyer
		Tuesday Morning	8am - 12pm	Shop	Don McMillan	
		Tuesday Arvo	10.30am - 2.30pm	Pyrography Group	Mike Dodson	
4	21/08/25	Thursday Morn	9am - 12pm	Convenor Workshop	All Convenors	
4	22/03/25	Friday Morning	8am - 12pm	Open Workshop	John Carney	John Reed
		Friday Morning	8am - 12pm	Carving group	Keith Greenland	
4	23/0825	Saturday Morning	8am - 12pm	Open Workshop	Paul Machin-Everil	
4	24/0325	Monday Arvo	2pm - 5pm	Training Program	Paul Machin-Everil	
5	26/08/25	Tuesday Morning	8am - 12pm	Open Workshop	Rob McKee	Alwyn Clark
		Tuesday Arvo	1pm - 4pm	Open Workshop	Rob McKee	
		Tuesday Evening	6pm - 9pm	Open Workshop	Rob McKee	Brian Creese



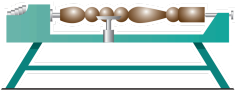
Wk	Date	Day	Time	Session	Convenors	Convenors
		Tuesday Morning	8am - 12pm	Downstairs Workshop & Toy Group	Barry Wilson	
		Tuesday Arvo	1pm-4pm	Box making	Reg Weber	Harold Wiltshire
		Tuesday Morning	8am - 12pm	Library	Mike Mason	Petr Wyer
		Tuesday Morning	8am - 12pm	Shop	Don McMillan	
		Tuesday Arvo	10.30am - 3pm	Pyrography Group	Mike Dodson	
5	28/8/25	Thursday Morn	cancelled			
5	29/03/25	Friday Morning	8am - 12pm	Open Workshop	alwyn Clark	John Carney
5	30/08/25	Saturday Morning	8am-12pm	Open Workshop	Paul Machin-Everill	

Date Claimers

Demonstrations and Show & Tell Forums All members must sign in and pay the \$5 entry fee. Starts at 9 am.

Binny Willis.

Date	Item	Description
Saturday 2nd August	Demonstration Dan Woodward	Boxes Part 2.This is a follow up on Dan's May demonstration. This time he will focus on hinges, their fittings and finishing the box.Dan will share his wooden hinge making skills and ideas in this demonstration. He will also be demonstrating carving skills.
Saturday 16th August	Show and Tell	Come along and share what you have been up to in your shed with fellow Members. Note 9.30 am start.
Saturday 6th September	Embellishing Techniques Ben Guha	Long time member, now retired,Ben is coming back to Pine Street to show you his embellishing techniques. Influenced by his world acclaimed mentor, the late Binh Pho, Ben will demonstrate piercing, colouring and pyrography techniques and show some of his beautiful work.
Saturday 20th September	Show and Tell	Have you had a go at some embellishing techniques? Bring it along and see what other members have done.
Saturday 4th October	40+ Year retrospective Terry Martin	World acclaimed turner and writer, Terry Martin will present 40 years of his turning life with an amazing collection of his own work and that of others he has accumulated over that time. He will explain techniques and challenge you with ideas that will send you back to your lathe to have a go.
Saturday 18th October	Show and Tell	Come and share a cuppa with your fellow members and show what you have been up to, or simply chat about ideas and techniques.



Demonstration report : Mick Pythian, whistles

by Rachel

Project Sheet: Mick's Whistle

We were all wow'd with Mick's demonstration on Saturday 5/7/2025. process of making three types of straight woodturned whistle, a whistle and the piece de resistance a 'train' whistle!

How the sound is made: There are a number of things that affect the sound of the whistle the individual on what you prefer. A quick google search tells us that the frequency of the sound is dependent on the length of the whistles air chamber, however the shape of the mouthpiece, angle of the v-shape and placement of the fipple (dowel/reed) all affect how it sounds!



Blank: Mick uses blanks approximately 125mm long, 25mm square

Drill the hole: The hole is sometimes called the tone chamber and the depth of the chamber can change the sound of the whistle. Mick found that drilling 3" works well for that size blank.

Place the blank into the chuck, on slow speed (500rpm), use a drill bit to drill the $\frac{3}{4}$ " (9.5mm) hole about 2-3 inches in.

Cut a V-Shape wedge: where the air escapes the tone.

Lock the lathe and the end of the blank. This is the line you'll cut vertically

Draw another line $\frac{1}{2}$ inch back – this line will be cut at a the bottom of the vertical line making a wedge. Mick Japanese saw to make the cuts.



This opening is and also affects

measure $\frac{3}{4}$ " from down $\frac{1}{2}$ ".

45~ angle down to uses the short

Clean up Mick explained that it is important there not be any fuzzy edges in the grove and used a chisel on the wedge and sandpaper (through the mouthpiece hole to wedge) to make sure edges were 'clean as a whistle' 😊

Rough down the blank Gently bring the tail stock up to support the blank. Using a spindle roughing gouge Mick turned the blank round and added some shape to the whistle

Sand the outside of the whistle through all the grits. Mick preference to use bees wax or Aussie oil on the whistles. Part off finish the ends.

Make the fipple(dowel): Yes, you could use some dowel from the make your own! The top 20% of the dowel need to be flat – this the air to flow and creates the sound. The dowel should fit tightly


Either use a sanding disc or manually sand the dowel flat on one

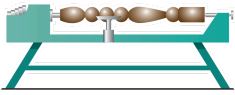


explained his the whistle and

shop or just creates a gap for into the hole.

side.





It's important to test the sound by playing around with the depth of the dowel to get the tone that you like. In general the straight back of the wedge should line up with the end of the dowel, but there will be cases when the dowel is a bit longer to get the sound.

As the fipple should fit tightly not everyone glues it in, however for safety with children playing it's a good idea to superglue it in place.

Mick finished the lovely hairy-oak whistle with Aussie Oil.



Whistle Variations: Sliding Whistle

In this variation the whistle is drilled all the way through. The wedge and fipple process is the same.

Sliding whistle – drilling through the blank with an extender

The slide is a long dowel with a stopper

Check out this beautiful coach-wood
Mick made today



at the end
whistle slide

Whistle Variation: Train Whistle – Choo Choo!

These sound great! As this whistle has four air chambers a slightly larger blank is used.

First cut the end off the blank to use later – piece. Then mark up the remaining section. Use a bradawl/punch to mark the centre of the drill bit. Note: all 4 holes need to be depth to produce the sound eg. One at 4",

When drilling start with a smaller size drill to a 3/8 drill for the final size.

Next cut out the four wedges. This can either be completed on the holding the blank in the chuck and using a Japanese hand saw.

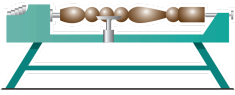
Make four fipples (dowel) with a flat edge to insert into each of the four drilled holes. Testing the sound of each before gluing in.



this will be the mouth
into four sections.
each hole to guide
drilled to a different
then 3 1/2", then 3"

bit and then change

band saw or by



Next make the mouth piece that will be glued to the main whistle later. Drill a 3/8 hole through. Then turn the piece the chuck, and using a forstner (41mm) bit drill almost to the

Glue pieces together, then turn and shape the whistle.



Brian shared a the train whistle that made using the same This whistle had a front section.



part of the around in end.



variation of he had technique. detachable

Thanks Mick for a fantastic introduction into the world of whistles – that was a lot of fun!

Pyrography Report

By Mike Dodson

The Tuesday morning group is going well with two new members plying the art of pyromania. The group is preparing for Mt Cooth-tha demonstrations.



received another welcome from librarians and interest from the public as we were setting up the display. Thanks to Des Russell and Harold Galway for their hard work.

Southside will take the display from Holland Park and take them to Coopers Plains. Thanks to Peter Driessen, Roy Smith and Lyn Matthews.

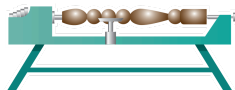


Mick Pythian, red leather, on display at Banyo library,

Library Display Report

By Joyce Arnold

The Northside team moc=ved the collection from Grange library where there were patrons wanting to talk about their favourite items. The librarian=ans reported that there was considerable interest over the display this month and thanked us for the loan of the items. These are now in Banyo library where we



carbatec
THE HOME OF WOODWORKING

Carbatec has the largest range and brands of woodworking machines and hand tools in Australia. We invite you into your local Carbatec store in Tingalpa, where your woodturning dreams can be achieved. Our Brisbane team can support you with demonstrations, solutions, inspiration and the right tools for all of your woodworking projects.



SKILTON SANDER -
BOWL SANDING PAD & HANDLE
SK-75



Robert Sorby
ROBERT SORBY RACK
FOR TOOLS
RSB-LRACK5



carbatec

CARBATEC CRYOGENIC LARGE
WOODTURNING CHISEL SET - 6PC
CT-WTC-6CT-CRYO



nova

NOVA SN2 PRO-TEK CHUCK
TK-SN2-PT



carbatec

CARBATEC DELUXE ELECTRONIC
VARIABLE SPEED LATHE
WL-1624P

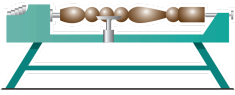


LAGUNA

LAGUNA REVO 18/36 LATHE
LGT-REVO-1836

Visit your local store, carbatec.com.au or call 1800 658 111

ADELAIDE • BRISBANE • HOBART • MELBOURNE • PERTH • SYDNEY • AUCKLAND • CHRISTCHURCH



The following items are for sale by Maurie Page:
DAWN Woodworkers Vice used but not by me



asking \$90


Library report

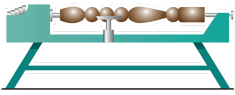
by Joyce Arnold

An interesting item in this month's *American Woodturner* available in the library now, *When Bad thumbs have got you down*. Common thumb problems due to repetitive motion include arthritis, tendonitis, trigger finger, and carpal tunnel syndrome. Early intervention is advised and some preventative measures may help.

Before turning, moist heat and perhaps anti-inflammatory medications. During the activity, use proper ergonomics, gentle motions, whole body motion, sharp tolls (where have I heard that before) pace yourself,, use two hands together, alternate hands and grip and use aids to reduce the stress on your hand. Gentle exercise for your hand and thumb will also help.

off the mark by Mark Parisi





Meet the Maker - Terry Martin

by Joyce Arnold.

In October, Terry Martin will take us on a lifetime journey in his Demonstration, *Retrospective*.

His *Blood clot*, is on our front cover this month and I include two items he has completed this year. While Terry is a humble person, his achievements and artistry in woodturning and various forms of art is world renown with many books, articles and awards along the way.

Terry summarises his presentation in October:

I will take people on the woodturning journey that has filled the last 42 years of my life. I will show how it all began with the innocent picking up of a piece of driftwood in 1967, and ended up taking me across the world to turn, teach, demonstrate, speak, write and, most of all, make friends from Africa, Norway, New Zealand, Ireland, France, China, and so many more. The first time I turned was in 1983 and I had no idea then that my future would be largely defined by woodturning.

When I moved to Brisbane in 1988 I joined the WTSQ and early experiences there triggered much of what came later. I hope to show images and objects that will help everyone see how this happened.

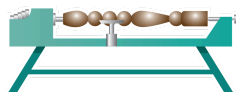
There will be things for people to touch and many of them were not made by me. I don't want it to be a highly scripted presentation, and I hope to be guided by questions from the audience. Some of the woodturning stories I can tell are so improbable that I find it hard to believe they really happened to me. How lucky am I!

Some reading in preparation for the presentation might be two of Terry's books which you can find in our library.



Gidgee bowl and
Pierced rim.





Woodturners Society of Queensland Incorporated Management Committee

President: Mike Dunne 0410 400 954
President@wsqld.org.au

Vice President: Alwyn Clark 0414 622 715
membership@wsqld.org.au

Secretary: Binny Willis 0438 091 053
secretary@wsqld.org.au

Treasurer: Jan Chapman 0403 777 432
treasurer@wsqld.org.au

Members: Barry Wilson 0409 260 786
Bob Kennedy 0400 497 049
David Williams 0411 126 215
John Donaldson 0407 022 403
Katherine Ogg 0431 193 987
Neil Howard 0409 980 057
Reg Weber 3206 2325

Other Positions

Newsletter Editor: Joyce Arnold 0466 650 048

Membership Secretary: Alwyn Clark 0414 622 715

Librarian: Mike Mason 0431 825 571

Assistant Librarian: Peter Wyer 0402 688 948

Storekeeper: Don McMillan 0439 704 622

Training Manager: Rob McKee 0419 735 926

Asst. Training Manager: Mick Phythian 0413 496 107

Web Coordinator: Murray Ralph 0427 115 359



• What did the buffalo say when his son left for college?

Bison.

• Why did the yogurt go to the art exhibition?

Because it was cultured.

19 Pine Street Greenslopes
www.wsqld.org.au



VICMARC[®]

MACHINERY PTY LTD

PROUDLY AUSTRALIAN MADE AND OWNED
SINCE 1984



GRINDING
REST &
SHARPENING
JIG



VICMARC
SLOW SPEED
GRINDER



QUALITY
LATHES



CHUCKS



HUGE
VAREITY
OF CHUCK
JAWS

AUSTRALIAN MANUFACTURERS OF QUALITY WOODTURNING LATHES, CHUCKS AND ACCESSORIES

For more information and to see our full range of products visit our website
www.vicmarc.com

Email: vicmarc@vicmarc.com Ph: (07) 3284 3103 Fax: (07) 3283 4656