



Turning Talk

Volume 37 Number 10 November 2023



Presidential Words For November 2023



Members and Friends,

Special General Meeting

A reminder that a Special General meeting will be held on Tuesday 14 November at 9.30am. The primary purpose of the meeting is to elect our committee for next year. Nomination forms will be available in the auditorium. Also, at the SGM, we will be presenting the "Member of the Year" Award. The award is to a member who has consistently led by example in supporting the vision and goals of the Society throughout the year.

Bunnings Sausage Sizzles

Our next sausage sizzle at Bunnings Mt Gravatt is on Saturday 4 November. We have accepted the offer to host sausage sizzles on December 26 and December 31. Volunteer sheets are on the notice board in the auditorium, and your assistance will be greatly appreciated. So far this year, we have completed 5 sausage sizzles, and have raised \$5,100. Thanks to those members who have manned the BBQs.

Christmas Lunch

A reminder that the WSQ Christmas Lunch will be held at the Salisbury Bowls Club on Saturday December 2, commencing at 12 o'clock. The cost is \$20 per head. Please add your name to the sheet on the notice board in the auditorium. Payment can be made by card with Don McMillan in the shop, or by direct bank transfer. Contact Brian Cresse for WSQ bank account details for a bank transfer.

ABC News Story

Scout Wallen, a journalist with ABC News Brisbane, has been in contact with a WSQ member. She will be putting together a story about our toy making efforts for Christmas time. Scout had a lengthy discussion with a member of the Toy Group at Mt Coot-tha in August and is keen to put a story together. Scout and a camera operator will be coming to the Club on November 7 to film a toy making session and conduct an interview with one of the toy makers. In December, Scout would also like the opportunity to go to a hospital and hand out the toys. This will be a great opportunity to get positive exposure for the Club.

Containers for Change

The range of eligible containers will be expanded to include wine and spirit bottles from November 1. Thanks to all those that have contributed eligible recyclable containers. This has proven to be a valuable source of income for the club.

Until next month.

Mike Dunne

President

19 Pine Street, Greenslopes (Brisbane), Queensland, 4120, Australia
Phone: (07) 3397 8156 Email: WSQ@bigpond.com Website: <http://wsqld.org.au>
Founded June 1979 and incorporated September 1986

Diary/Convenors' Roster

Week	Date	Day	Session	Convenors	Convenors	Time
1	02/11/2023	Thursday Morning	Convenors Workshop	All Convenors		9am Till 12pm
1	03/11/2023	Friday Morning	Open Workshop	Brian Creese	Alwyn Clark	8am Till 12pm
1	03/11/2023	Friday Morning	Toy Group	Barry Wilson	Peter Churchward	8am Till 3pm
	04/11/2023	Saturday Morning	Demonstration	Neil Howard		9am Till 12pm
1	06/11/2023	Monday Arvo	Training program	Paul Machin Everill		2pm Till 5pm
	06/11/2023	Monday Evening	Training program	Paul Machin Everill		6pm Till 9pm
	07/11/2023	Tuesday Morning	Open Workshop	John Carney	Alwyn Clark	8am Till 12pm
		Tuesday Arvo	Open Workshop	Alwyn Clark		1pm Till 4pm
		Tuesday Evening	Open Workshop	Mick Phythian	Dan Woodward	6pm Till 9pm
		Tuesday Morning	Downstairs Workshop	Barry Wilson		8am Till 12pm
		Tuesday Arvo	Library	Peter Wyer		8am Till 12pm
		Tuesday Morning	Shop	Don McMillan		8am Till 12pm
		Tuesday Morning	Pyrography Group	Rosie Thornton		1pm Till 3.30pm
2	9/11/2023	Thursday Morning	Project Tuition	Rob McKee		9am Till 12pm
2	10/11/2022	Friday Morning	Open Workshop	Don Randall	Brian Creese	8am Till 12pm
2	11/11/2023	Saturday Morning	Open Workshop	Paul Machin Everill		8am Till 12pm
2	13/11/2023	Monday Arvo	Training program	Paul Machin Everill		2pm Till 5pm
	13/11/2023	Monday Evening	Training program	Paul Machin Everill		6pm Till 9pm
2	14/11/2023	Tuesday Morning	Open Workshop	Alwyn Clark	John Carney	8am Till 12pm
		Tuesday Arvo	Open Workshop	John Carney		1pm Till 4pm
		Tuesday Evening	Open Workshop	Mick Phythian	Dan Woodward	6pm Till 9pm
		Tuesday Morning	Downstairs Workshop	Barry Wilson		8am Till 12pm
		Tuesday Morning	Library	Peter Wyer		8am Till 12pm
		Tuesday Morning	Shop	Don McMillan		8am Till 12pm
		Tuesday Arvo	Pyrography Group	Rosie Thornton		1pm till 3.30pm
3	16/11/2023	Thursday Morning	Convenors Workshop	All Convenors		9am till 12pm

Week	Date	Day	Session	Convenors	Convenors	Time
	17/11/2023	Friday Morning	Open Workshop	Don Randall	Alwyn Clark	8am Till 12pm
	17/11/2023	Friday Morning	Toy Group	Barry Wilson	Peter Churchward	8am Till 3pm
	18/11/2023	Saturday Morning	Open Workshop	Brian Creese		8am Till 12pm
3	20/11/2023	Monday Arvo	Training Program	Paul Machin Everill		2pm Till 5pm
		Monday Evening	Training Program	Paul Machin Everill		6pm Till 9pm
3	21/11/2023	Tuesday Morning	Open Workshop	John Reed	John Carney	8am Till 12pm
		Tuesday Arvo	Open Workshop	John Carney		1pm Till 4pm
		Tuesday Evening	Open Workshop	Brian Creese	Mick Phythian	6pm Till 9pm
		Tuesday Morning	Downstairs Workshop	Barry Wilson		8am Till 12pm
		Tuesday Morning	Library	Peter Wyer		8am Till 12pm
		Tuesday Morning	Shop	Don McMillan		8am Till 12pm
		Tuesday Arvo	Pyrography Group	Rosie Thornton		1pm Till 3.30pm
4	23/11/2023	Thursday Morning	Project Tuition	Cancelled		9am Till 12pm
4	24/11/2023	Friday Morning	Load Out		Mt Coot-tha	7:00 AM
4	25/11/2023	Saturday Morning	Open Workshop	Cancelled	Mt Coot-tha	9am Till 4pm
	26/11/2023	Sunday Morning		Cancelled	Mt Coot-tha	9am Till 4pm
4	29/11/2022	Tuesday Morning	Open Workshop	John Reed	Alwyn Clark	8am Till 12pm
		Tuesday Arvo	Open Workshop	Alwyn Clark		1pm Till 4pm
		Tuesday Evening	Open Workshop	Brian Creese	Mick Phythian	6pm Till 9pm
		Tuesday Morning	Downstairs Workshop	Barry Wilson		8am Till 12pm
		Tuesday Morning	Library	Peter Wyer		8am Till 12pm
		Tuesday Morning	Shop	Don McMillan		8am Till 12pm
		Tuesday Morning	Downstairs Workshop	Barry Wilson		8am Till 12pm
		Tuesday Arvo	Pyrography Group	Rosie Thornton		1pm Till 3.30pm
5	30/11/2023	Thursday Morning	Convenor Workshop	All Convenors		9am Till 12pm

Mick Phythian
Convenor

Treasurer's Report

The Open Day at the end of September was a big success in terms of promoting the club, sale of 42 woodturned items, enhancing our public profile, and two new memberships. Total sales were \$1,267, and net profit for the day was \$314. In October, total income was \$4,953, and total expenditure was \$3,908. Main sources of income were workshop fees (\$1,285), membership fees (\$1,585) and shop sales (\$1,156). Major expenditure categories were member training (\$1,476), repairs & maintenance (\$603), cleaning (\$350) and property expenses (\$319). Net profit for the year to date is \$2,802, and hopefully this will be boosted by good results at the Mt Coot-tha Exhibition on 24-26 November, and at the three Bunnings Sausage Sizzles in November and December.

Brian Creese
Treasurer

Date Claimers

for Demonstrations and Show & Tell Forums

All members must sign-in and pay the \$5 entry fee.

Date	Demonstration	Show & Tell Forum
Saturday, 4 November. 2023	<i>What a router can do for turning</i> Neil Howard will demonstrate just what a router can do to add some pizzazz to a bowl.	
Saturday, 18 November. 2023		This will be the last Show & Tell Forum for 2023, so it is the last chance to bring along all those interesting pieces that you have been inspired to make. Perhaps you took inspiration from Neil's demonstration and did some router inspired embellishment on one of your bowls. Maybe you used a Dremel to achieve a similar effect. Bring along your work and let us have a look.
Saturday, 2 December 2023	No Demonstration today because it is the WSQ Christmas Lunch at the Salisbury Bowls Club. Come along and wish your fellow Members the Compliments of the Season.	
2024 Saturday, 3 February 2024	A Very Fancy Lidded Box What better way to start off a new year than a demonstration by Dan Woodward! Dan will demonstrate a couple of ways to add interest and embellishment to the outside of a turned box. He'll get down and dirty with lots of sanding, but it will be well worth it.	
Saturday, 17 February 2024		The first Show & Tell Forum of 2024. This is a great opportunity to show what you've been doing during the break.

Binny Willis
Secretary – WSQ Inc.

NOTICE

This is to advise all members that in accordance with the Constitution of the

Woodturners Society of Queensland Inc.

there will be a

Special General Meeting

at 19 Pine Street, Greenslopes

at 9.30am

Tuesday 21 November 2023

AGENDA

1. Confirmation of the Minutes of the Annual General Meeting held on 21 March 2023
2. Election of the Management Committee for 2024
3. Other Business

Binny Willis
Secretary – WSQ Inc.

Woodturners Society of Queensland Inc Nomination Form for the Management Committee 2024

Nomination for the position of: (Please tick one only)

President
 Vice President
 Secretary
Treasurer
 Committee Member

I nominate: (Member's name) for the above position.

Your name: Signed:

Seconded by: Signed:

I, the member nominated for the above position, accept the nomination and understand that the Woodturners Society of Queensland Inc holds Public Liability Insurance cover to the value of \$20,000,000. In agreeing to the nomination, I confirm that I am not ineligible, as outlined in Section 61A of the Associations Incorporation Act 1981, to be elected to the Management Committee.

Signature: Date:.....

(NB: Nomination must be in the hands of the Secretary on or before 7 November, 2023)

CPR Training

WSQ is offering CPR Training to members at a time to be arranged. If you would like to participate and learn to use the First Aid equipment at WSQ, including the defibrillator, please contact me on 0449 011 759 to express your interest. The training will probably be held in the first half of December.

John Carney
WSQ Member

Lathe Maintenance

WSQ provides a biannual preventative maintenance program for all our lathes. The program involves the inspection of the lathes, normally in May and November, by Reg Weber and his team of volunteers. Any matters detected are addressed. This program allows problems to be detected early and repaired before they escalate into major problems. The program appears to be working well.

Reg Weber has advised me that he and his team will conduct the next lathe maintenance exercise on Monday November 13, starting at 8.00am. He is looking for as many members as possible, both experienced volunteers or new/inexperienced members, to come along and get hands-on experience in lathe maintenance under Reg's excellent tuition. If you intend to participate in this session, please contact Reg on 3820 8046 and let him know beforehand.

Geoff Holbeck
Editor – Turning Talk

WSQ Shop News

This is the first contribution of the WSQ Shop to the newsletter. Over the past 12-18 months we have added a lot of new items to our shop inventory. I would like to make you aware of them. We have added, for example:

- Screws — 30mm long, 40mm long in packs of 25. These are the recommended screws for securing face plates; the same as are used in the club.
- Drill bits — 3/16" diameter x 150mm long -for making depth gauges.
- Brass ferrules — 19mm, 22mm, 25mm, 32mm.
- Centre finders.
- Saw-setting angle templates -for accurate set up of saws for cutting segments.
- Titebond glue — Original, Titebond 2, Titebond 3.
- Titebond brush — a reusable silicone brush for spreading of glues.
- Cork sanding blocks.
- uBeaut Sanding Sealer.
- uBeaut White Shellac (BY ORDER ONLY!)
- Epox-E-Glue — in colours Cedar, White, Black, Pine, Clear.
- Abrasive Restorer Sticks —for cleaning sanding disks and belts.
- Pen parts — Executive Sierra, 7mm Broad Pen, Slimline Pen.
- CBN Honing Cards — grit 350 and 600 (a credit card sized honing tool).
- Danish Oil - also stocked in Rustins and Organoil.

If you have any queries, please contact me on 0439 704 622.

Don McMillan
Storekeeper



a.sign
Design and Supply
of Quality Signage

12 Birubi St, Coorparoo Ph: 38475305 Web: asign.com.au Email: info@asign.com.au

"Founded in 1982 as A Sign Design, by artisan woodworker, Terry Lucas, in a one-man operation, a.sign has grown, and now supplies quality signage to local, national, and international clients. Still a local family-owned company, a.sign manufactures all types of signage... anything from a desk nameplate to a building sky sign."

a.sign is proud to support Woodturners Society of Queensland

Another World First for Theo



At 4.30am last Sunday morning, WSQ stalwart Theo Haralampou, made history, by demonstrating online, to a live audience on the other side of the world at the Hamilton Woodworking Show in Canada.

In the session sponsored and facilitated by Record Power, Theo demonstrated his techniques for making pendants with knurled faces, using the spindle gouge as a skew, and how to turn a perfect sphere using his 'shadows technique'.

The event was live-streamed to over 800 online viewers, as well as the standing room only, 50+ attendees at the 'Record Power' stand at the Show. Also, as part of the event, renowned Canadian turner Ruby Cler, spoke with authority about grain direction and the importance of always turning 'downhill', and Craig Heffren spoke about chuck maintenance; specifically about Record Power chucks, but the same principles apply to any chuck, even Vicmarcs!



Adding to the online stream, Mike Davies from Record Power presented on the basics of using hand carving to enhance a turned piece.



To round out the live stream, Theo demonstrated one of his signature pieces, a turned (and hollowed) goblet from a timber chopstick... it is amazing what can be done with a razor-sharp spindle gouge sharpened at 30°!

Despite the early start Brisbane time, it was a very informative series of demos crammed into the 2.5 hour timeslot.

If you would like to become part of the Record Power Online Community, simply send an email to miked@recordpower.co.uk and include "RSVP" as the subject. You will then receive emails about each upcoming online turning demonstration.

Neil Howard
WSQ Committee Member

Mt Coot-tha Exhibition Catering Arrangements

With only a few weeks until our Exhibition at Mt Coot-tha the following has been arranged to provide members and the attending public with refreshments.

The Café will operate from 12.00 noon on Friday, and from 8.00 am on Saturday and Sunday. We are looking for commitments of cakes, slices, muffins (savory or sweet) and scones. Some of these items will be needed as Gluten free please. To assist in our catering please add to the list on the notice board for Café donations, or alternatively advise John Carney 0449 011 759 of what you intend

to bring along. It is anticipated that we will only require 1 person to assist in the café between the hours of 11.00am and 2. 00pm on Saturday and Sunday. A roster sheet is on the notice board.

The Café will offer hot and cold drinks with your donated snacks, toasted sandwiches, and a meal of Savoury Mince on a roll, and a very tasty Vegetarian option that was sampled and well received by members at a recent Tuesday workshop.

John Carney
WSQ Member

Shout Out to Wine and Spirit Drinkers

From 1 November, all wine and spirit bottles (150ml to 3 litres) will be eligible for a 10 cent refund, *even if they don't display the 10 cent refund logo*. Your donation of these bottles, and any other eligible containers, to WSQ will be greatly appreciated. Simply drop them off at the club or take them to a collection centre and quote our account number **C10001309**.

Container refunds are a valuable source of income with \$12,100 having been received since the scheme started.

John Reed
Management Committee Member



Foundation principles have not changed to this date - to offer one of Australia's most extensive ranges of workshop machinery and machine tool accessories, at the best possible price. Currently we are one of the largest stockists and suppliers of machine tools, sheet metal and fabrication equipment in Australia. Hare & Forbes Machineryhouse aim to serve all machinery needs throughout Australia. Head office is located in Northmead Sydney & with supply showroom branches in Melbourne, Brisbane & Perth.

Membership Matters

Birthdays for November		New Members
<ul style="list-style-type: none">Roy BuirchellKatherine OggKriston MeltonHarold GalwayDave Rase	<ul style="list-style-type: none">Thomas HooperSan RollasonWilliam DarbishireGraham ChenRichard Cooper	<ul style="list-style-type: none">Wendy Crofts from Wishart 4122Cathy Garrett from Stones Corner 4120Patrick Nolan from Dutton Pk 4102Stephen Cody from Coorparoo 4151

Please give the new members a cheery hello and introduce yourselves when you see them at the club.

Alwyn Clark
Membership Secretary

Jest a Moment

A little old man shuffled slowly into an Ice Cream Parlor and pulled himself slowly, painfully, up onto a stool. After catching his breath, he ordered a banana split. The waitress asked kindly, 'Crushed nuts?' 'No,' he replied, 'Arthritis'.

Anonymous
WSQ Member

From the Archives

Demonstration – “Natural Form Carving” by Trevor Gaskell

On Saturday morning 28 September 2013 just over 30 members attended a demonstration on “Natural Form Carving” conducted by Trevor Gaskell of TG Creations.

Trevor discussed and demonstrated a number of pieces of equipment he uses in his natural form carving work. These are discussed below.

Flap Sander

Trevor strongly recommended the use of a flap sander in natural form carving. He stressed that it was the best thing for quickly removing the surface of a piece of timber, including bark and soft, loose pieces, while still retaining the basic shape of the piece. He advised that a flap sander works much better than a wire brush. Its effectiveness in its task means it creates a tremendous amount of dust and debris when it is used. Those in attendance quickly saw that he wasn't kidding. Front row seats were quickly vacated or pushed back out of range. Trevor suggested it should be used outdoors, if possible.



Flap Sander

He advised that to make a flap sander you need to buy a Josco Threaded Arbor, available from Bunnings at a cost of \$4.95. You need to cut old cloth-backed sanding belts into strips, and drill a suitable hole the middle of the strips. Fit 8 or 9 strips to a Josco arbor, fan them out and tighten the nut. Fit the arbor to a power drill, and you have a flap sander. Use 36 grit paper for aggressive sanding, and 110 grit paper for finishing.

Trevor demonstrated the use of the flap sander on a large piece of maple he thought might make an attractive mirror, on a piece of Hairy Oak belonging to a member, and on a large piece of Huon Pine that he thought could make a base for a lamp or a side table. The flap

sander did a great job of tidying up and improving the appearance of all these pieces.



Trevor Using Flap Sander

Die Grinder

A die grinder is a handheld [power tool](#) used to [grind](#), [sand](#), [hone](#), [polish](#), or [machine](#) material, typically metal, but also plastic or wood. Trevor uses a die grinder to cut grooves into the timber, and to enhance and increase existing grooves or cracks.



Trevor Using Die Grinder

Proxxon Long Neck Angle Grinder

Trevor uses this tool for small work such as opening up cracks and crannies in the timber to enhance the overall appearance of the piece.



Trevor Using Proxxon Grinder

Dremel Rotary Tool

Trevor uses this tool with a range of accessories to texture surfaces.

Arbortech Turboplane Cutter

Trevor uses one of these fitted to an angle grinder to quickly remove waste material, and smooth rough spots and sharp edges. He advised that you needed both eye protection and long welding gloves when using this equipment. The gloves protect the forearms from experiencing many small cuts. Trevor also stressed that you must use a handle on an angle grinder to ensure you can control it.



Trevor Using Angle Grinder

Glue

Trevor uses a glue called Technique. He also uses it for a filler, as it does not shrink. It is a two-pack glue – 2 parts glue 1 part hardener. He puts a black pigment in the glue when he uses it for a filler. When it sanded it just looks like a black line and blends in with the grain.

Finish

Trevor uses Rolux Lacquer as a finish at about 60% shine. It is a spray lacquer. He gets it from Rolux Coatings, 134 Meakin Road, Kingston.

Trevor offered the following tips:

- Hand sand sharp edges with 320 grit paper to make them rounded and smooth.
- He recommends mounting these type of carvings to a black base which is the same shape as the base of the carvings, just 50 mm bigger all round.
- When carving Huon Pine, rub the carving with metho to neutralise the oil in the timber, prior to applying the finish.
- Oil doesn't give a lasting finish.



Huon Pine Piece after Carving

It was a very interesting demonstration, and I'm sure everyone who attended learnt quite a lot and left determined to make themselves a flap sander.

I would like to extend the thanks of WSQ members to Trevor for making the time to conduct such an informative and interesting session for us.

Geoff Holbeck

Editor – Turning Talk

Council Library Displays

Joyce Arnold and I would like to express our appreciation and gratitude to those members who have loaned us some of their wonderful, turned items to use in our library displays for another year. Thank you very much. The library staff we deal with all comment about how much their customers like and comment favourably about our displays.

Month	Northside	Southside
November	Albany Creek	Carindale
December	Nil	Mt Gravatt

Geoff Holbeck & Joyce Arnold

Library Display Coordinators

All contributions for the December 2023 edition of Turning Talk need to be submitted by no later than Tuesday 28 November 2023.

The views expressed in this publication are not necessarily those of the Woodturners Society of Queensland or its Management Committee.

Other organisations are welcome to use, with appropriate acknowledgement, editorial material from this publication.

You're invited to contribute to the content of TT. To do so, preferably by Email: gholbeck@hotmail.com



We've been crafting
woodworking tools in
Sheffield, England for
almost 200 years.

Robert Sorby

As one of the world's premier manufacturers of specialist woodworking tools, we are proud to say we still craft every tool right here in Sheffield, England. Our tools are made from the finest raw materials, using traditional methods and with an attention to detail you won't find anywhere else. Each tool is meticulously processed in stages by our craftspeople. Every single tool is cut, ground, polished, hardness tested, sharpened, assembled

and packed for shipping – ultimately crafted to provide a lifetime of use in your workshop.

With an extensive range of unique, premium tools, backed by our lifetime warranty, you need look no further for the best tools you can buy. It's our attention to detail and customer first approach that puts Robert Sorby at the top of its class. You can rely on our experience – we know tools.

Proudly distributed by:

carbatec
THE HOME OF WOODWORKING

Find us at:

128 Ingleston Road
Wakerley QLD 4154

(07) 3390 5888 | www.carbatec.com.au

Turning Talk

Published by the
Woodturners Society of Queensland Incorporated

Management Committee


President: Mike Dunne 0410 400 954
Vice President: Alwyn Clark 0414 622 715
Secretary: Binny Willis 0438 09 1053
Treasurer: Brian Creese 0447 108 551
Members: Barry Wilson 0409 260 786
Bob Kennedy 0400 497 049
David Williams 07 3422 0106
John Donaldson 0407 022 403
John Reed 0414 661 395
Neil Howard 0409 980 057
Reg Weber 3206 2325

Other Positions

Newsletter Editor: Geoff Holbeck 0412 434 883
Assistant Editor: Vacant
Membership Secretary: Alwyn Clark 0414 622 715
Librarian: Peter Wyer 0402 688 948
Assistant Librarian: Vacant
Storekeeper: Don McMillan 0439 704 622
Training Manager: Rob McKee 0419 735 926
Asst. Training Manager: Mick Phythian 0413 496 107
Events Co-ordinator: Vacant
Competition Organiser: Vacant
Web Co-ordinator: Murray Ralph 0427 115 359
Welfare Officer: Vacant
Caretaker: Vacant

Jest a Moment

... AND THEN I HEARD A
LOUD BANG AND WHEN I
TURNED BACK HE WAS GONE!



Anonymous
WSQ Member



VICMARC[®]

MACHINERY PTY LTD

PROUDLY AUSTRALIAN MADE AND OWNED
SINCE 1984

GRINDING REST & SHARPENING JIG



VICMARC SLOW SPEED GRINDER



QUALITY LATHES



CHUCKS



HUGE VARIETY OF CHUCK JAWS



AUSTRALIAN MANUFACTURERS OF QUALITY WOODTURNING LATHES, CHUCKS AND ACCESSORIES

For more information and to see our full range of products visit our website
www.vicmarc.com

Email: vicmarc@vicmarc.com Ph: (07) 3284 3103 Fax: (07) 3283 4656