



Turning Talk

Volume 37 Number 2

March 2023



Vice Presidential Words For March 2023



Members and Friends,

Welcome to the March edition of Turning Talk. The year is moving ahead quickly, as are events at WSQ.

During March, we will be running another training program for New Convenors to cope with the increased number of activities at Pine St. Bob Kennedy will have more to say on this later in TT.

We have a Bunning's BBQ at Wecker Rd, Mt Gravatt on 12 March. Whilst Brian has ample helpers on the day, we still require helpers to assist in the 'load out activities' and returning equipment and supplies to the club at the close of day. A simple task for 2 or 3, a big job for one.

Hare and Forbes' are holding a 3-day Expo, on 23, 24 and 25 March (9am to 3 pm) and have asked WSQ to manage the BBQ and demonstrate our craft using their machines. Please consider helping sometime over the 3 days, and our Treasurer, Brian Creese is the person to speak to.

We hold our annual **AGM on Tuesday 21 March at 9.30am**. At this time the Committee presents its Annual Report to members and confirms the appointment of the new Committee. Currently the role of President remains unfilled, and under the Constitution, a President must be in place. If it remains unfilled, then the Committee will need to seriously review the Club's situation at the next Committee Meeting in April.

Another important position, currently unfilled, is that of **Grants Officer**. It is an essential position (previously ably filled by John Carney) as it is only through success in this area, can we continue to improve facilities at WSQ. Items currently under consideration include air-conditioning, enhancement of our Solar Panel system, and a revamp of our downstairs workshop. Please consider helping in this critical area.

The Box-making Group now numbers between 12-14 members who regularly attend each Tuesday afternoon, and over the last few months a number of new members to WSQ have specifically asked about joining the Box-making Group. With the number of members in the group, the delays see members have limited access and progress in their projects. A submission and business case were presented to the Management Committee recently. The Committee has approved the purchase of a second Incra system and router bits. This will certainly alleviate the issues that are currently experienced on a Tuesday afternoon.

My thanks to our editor Geoff, for another great read.

Mike Dunne
Vice President

19 Pine Street, Greenslopes (Brisbane), Queensland, 4120, Australia
Phone: (07) 3397 8156 Email: WSQ@bigpond.com Website: <http://wsqld.org.au>
Founded June 1979 and incorporated September 1986

The Secretary's Jottings

February 2023 Committee Meeting

Meeting Opened at 8am

Present: Mike Dunne, Binny Willis, Brian Creese, John Reed, Barry Wilson, John Donaldson, Reg Weber, Alwyn Clark, Neil Howard, George Wolf

1. In Business Arising from the Minutes it was noted that:
 - a. Jason Dickson's membership had been received and his membership had not been terminated
 - b. The Phil Harris sign is a 'work in progress' for Neil Howard who is continuing to investigate the best way to make the wording more visible and easily read
 - c. The new Database is in the trial phase
 - d. Members will need to be reminded to have their badges updated with their accreditation status
 - e. Neil Howard reported on the available Hedgehogs and their costings with further consultation with Rob McKee required
2. The Treasurer presented the monthly Financial Report and the accounts for payment.
3. Mike Dunne informed the meeting that he had prepared and submitted a Grant application for the air-conditioning of the Auditorium under the BCC Sustainability Program
4. Further information on the need for updating badges will need to be featured in *Turning Talk* to expedite the process.
5. One Accident Report was received that involving a steel rule falling out of a pocket while operating the jointer. No damage to person or machine was sustained but a discussion ensued on a range of safety issues when operating the Hammer table. The use of faceshields will be rigorously enforced in the downstairs workshop.
6. An Orientation Program for new members is in the development process and all members will receive a refresher on an annual basis.
7. The external walls of the building will be washed down on 17 April.
8. The issue of locks and security in the workshops was discussed and 2 quotes for the upgrade were received. A maximum of 16 keys will be available for issue.
9. An offer of a cold water bubbler was received and its installation is being investigated.
10. New laptops for the Secretary, Library and Shop will be purchased.
11. Alwyn Clark reported on the purchase of the new Forstner bits from Carbatec.
12. A second Incra Router system will be purchased
13. The purchase of a dedicated Saw Fence for the Table Saw is to be further investigated.
14. Volunteer demonstrators and BBQ chefs will be required at the Hare & Forbes Open weekend.
15. Allan Short will conduct a segmenting course for experienced turners when details are further refined
16. The WSQ Open Day will be on Saturday 27 May. Demonstrators will be required and a Come & Try will be offered to the public. There will be a maximum of 10 tables available in the Auditorium to members for the sale of their work.

Meeting Closed at 11.10.

Binny Willis

Secretary

Accreditation to use Machinery at Pine Street

Members are reminded that they must have submitted an Accreditation Request **AND** had it approved before submitting their Member's Badge to get the appropriate coloured dots that will allow them access to use the machines at Pine Street.

Badges must be placed in the small box on the table in the Auditorium and Neil Howard will

collect them, put the dots on them as per the approvals granted and return them to the display board near the box.

Time is of the essence because Neil is shortly departing for an extended overseas holiday.

Binny Willis

Secretary

Notice of Annual General Meeting 2023

This is to advise members that in accordance with the
Constitution
of the
Woodturners' Society of Queensland Inc.
the
Annual General Meeting

will be held at
19 Pine Street, Greenslopes
commencing at 9.30am
on Tuesday, 21 March 2023

Agenda:

1. Welcome and Apologies
2. Confirmation of the Minutes of the Special General Meeting held on 15 November 2022
3. Presentation of the Management Committee Report
4. Presentation of the Treasurer's Report and the Auditor's Report
5. Appointment of the Auditor for the current year
6. Life Membership Award
7. Other Business

Volunteers Wanted for Northside Library Displays

The club is looking for 2 or 3 volunteers to take over the setting up of the northside library displays.

The existing team have been operating for 15 or more years, and ill health has forced 2 of the members to pull out.

It's not a big job. Each library has the display for a month, generally starting and finishing on a Tuesday. We try to schedule pickups and setups on the same day. For some time we'd come into Pine Street for the Tuesday Meeting, and leave after morning tea, though this arrangement isn't set in concrete.

The articles are stored in boxes, complete with a trolley. The schedule for this year has been worked out. Next year we swap articles with the southside team in January.

If you live on the northside and would like to be a part of the new team (we'd like 2 or 3 volunteers), please contact the club or John Byrne (ph 33009027 or jdbyrne45@bigpond.com) for further details.

John Byrne
Northside Library Co-ordinator

Diary for March 2023

Week	Date	Day	Session	Convenors	Convenors	Time
Week 1	02/03/2022	Thursday Morning	Convenors Workshop	All Convenors		9am Till 12pm
Week 1	03/03/2023	Friday Morning	Open Workshop	Don Randall		8am Till 12pm
Week 1	03/03/2023	Friday Morning	Toy Group	Barry Wilson	Peter Churchward	8am Till 3pm
Week 1	04/03/2023	Saturday Morning	Demonstration			9am Till 12pm
Week 1	06/03/2023	Monday Evening	Training Program	Paul Machin-Everill	Paul Machin-Everill	6pm Till 9pm
Week 1	07/03/2023	Tuesday Morning	Open Workshop	Wayne Molloy	Bob McGeechan	8am Till 12pm
Week 1	07/03/2023	Tuesday Arvo	Training program	Wayne Molloy		1pm Till 4pm
Week 1	07/03/2023	Tuesday Evening	Open Workshop	Mick Phythian	Dan Woodward	6pm Till 9pm
Week 1	07/03/2023	Tuesday Morning	Downstairs Workshop	Barry Wilson		8am Till 12pm
Week 1	07/03/2023	Tuesday Morning	Shop	Don McMillan		8am Till 12pm
Week 1	07/03/2023	Tuesday Morning	Library	Peter Wyer		8am Till 12pm
Week 1	07/03/2023	Tuesday Arvo	Pyrography Group	Rosie Thornton		1pm Till 3.30pm
Week 2	9/3/2023	Thursday Morning	Project Tuition	Rob McKee		9am Till 12pm
Week 2	10/3/2023	Friday Morning	Open Workshop	Alwyn Clark		8am Till 12pm
Week 2	11/03/2023	Saturday Morning	Open Workshop	Paul Machin-Everill		8am Till 12pm
Week 2	13/03/2023	Monday Evening	Training program	Paul Machin-Everill	Paul Machin-Everill	6pm Till 9pm
Week 2	14/03/2023	Tuesday Morning	Open Workshop	Wayne Molloy	Bob McGeechan	8am Till 12pm
Week 2	14/03/2023	Tuesday Arvo	Training program	Wayne Molloy		1pm Till 4pm
Week 2	14/03/2023	Tuesday Evening	Open Workshop	Mick Phythian	Dan Woodward	6pm Till 9pm
Week 2	14/03/2023	Tuesday Morning	Downstairs Workshop	Barry Wilson		8am Till 12pm
Week 2	14/03/2023	Tuesday Morning	Shop	Don McMillan		8am Till 12pm
Week 2	14/03/2023	Tuesday Morning	Library	Peter Wyer		8am Till 12pm
		Tuesday Arvo	Pyrography Group	Rosie Thornton		1pm till 3.30pm
Week 3	16/03/2023	Thursday Morning	Convenors Workshop	All Convenors		9am till 12.30pm
Week3	17/03/2023	Friday Morning	Open Workshop	Alwyn Clark		8am Till 12pm

Week	Date	Day	Session	Convenors	Convenors	Time
Week3	17/03/2023	Friday Morning	Toy Group	Barry Wilson	Peter Churchward	8am Till 3pm
Week 3	18/03/2023	Saturday Morning	Open Workshop	Brian Creese		8am Till 12pm
Week 3	20/03/2023	Monday Evening	Training Program	Mick Phythian	Mick Phythian	6pm Till 9pm
Week 3	21/03/2023	Tuesday Morning	Open Workshop	Rob McKee	Alwyn Clark	8am Till 12pm
Week 3	21/03/2023	Tuesday Arvo	Training Program	Rob McKee	Alwyn Clark	1pm Till 4pm
Week 3	21/03/2023	Tuesday Evening	Open Workshop	Rob McKee	Brian Creese	6pm Till 9pm
Week 3	21/03/2023	Tuesday Morning	Downstairs Workshop	Barry Wilson		8am Till 12pm
Week 3	21/03/2023	Tuesday Morning	Shop	Don McMillan		8am Till 12pm
Week 3	21/03/2023	Tuesday Morning	Library	Peter Wyer		8am Till 12pm
Week 3	21/03/2023	Tuesday Arvo	Pyrography Group	Rosie Thornton		1pm Till 3.30pm
Week 4	23/03/2023	Thursday Morning	Project Tuition	Rob McKee		9am Till 12pm
Week 4	24/03/2023	Friday Morning	Open Workshop			8am Till 12pm
Week 4	25/03/2023	Saturday Morning	Open Workshop	Paul Machin-Everill		8am Till 12pm
Week 4	27/03/2023	Monday Evening	Training Program	Mick Phythian	Mick Phythian	6pm Till 9pm
Week 4	28/03/2023	Tuesday Morning	Open Workshop	Rob McKee	Alwyn Clark	8am Till 12pm
Week 4	28/03/2023	Tuesday Arvo	Training program	Rob McKee	Alwyn Clark	1pm Till 4pm
Week 4	28/03/2023	Tuesday Evening	Open Workshop	Rob McKee	Mick Phythian	6pm Till 9pm
Week 4	28/03/2023	Tuesday Morning	Downstairs Workshop	Barry Wilson		8am Till 12pm
Week 4	28/03/2023	Tuesday Morning	Shop	Don McMillan		8am Till 12pm
Week 4	28/03/2023	Tuesday Morning	Library	Peter Wyer		8am Till 12pm
Week 4	28/03/2023	Tuesday Arvo	Pyrography Group	Rosie Thornton		1pm Till 3.30pm
Week5	30/03/2023	Thursday Morning	Convenors Workshop	All Convenors		9am Till 12.30pm
Week 5	31/03/2023	Friday Morning	Open Workshop	Alwyn Clark		8am Till 12pm

Mick Phythian
Convenor

Date Claimers

for Demonstrations and Show & Tell Forums

All members must sign-in and pay the \$5 entry fee.

Date	Demonstration	Show & Tell Forum
Saturday 4 March 2023	<p>A Boring Demonstration Rob McGregor will conduct a demonstration on a drill press that will show you tricks and techniques that prove that there is a lot more to 'boring' than you might have thought possible.</p> <p>To Join the Zoom Meeting – follow this link: https://us02web.zoom.us/j/83898014078?pwd=TnV1c3BOUFg4MURnODhyK3I3cXJmdz09</p> <p>If you need to manually enter information: Meeting ID: 838 9801 4078 Passcode: 462130 9am Start</p>	
Saturday 19 March 2023		Join in the always lively discussion generated by the recent activities of our members in their workshop. It's always a great opportunity to ask for advice and tips on techniques and learn from some very experienced turners.
Saturday 1 April 2023	<p>A Demagnetising Device Allan Short will demonstrate the making of a demagnetizing device, as written up in the latest edition of <i>Woodturning</i>. So, if you use a magnetic strip and your gouges and chisels are afflicted with a magnetic attraction to your tool rest or small metal particles - this is the demo for you!</p> <p>He will also discuss how he made a circle cutting jig for a bandsaw.</p>	
Saturday 15 April 2023		<p>There is bound to be much discussion on demonstrations seen at <i>Turnfest</i> by our members who attended.</p> <p>It will be a good opportunity to display your demagnetising device as well.</p>
Saturday 6 May 2023	<p>Wave on a Bowl Allan Short will demonstrate how he turns a wave on a bowl, one of the demonstrations that is featured in the <i>Turnfest</i> schedule.</p>	
Saturday 20 May 2023		If you were game enough to attempt Allan Short's <i>Wave on a Bowl</i> , then bring it along and let us see how it turned out. Otherwise,

		simply bring along what you have been doing in your workshop.
Saturday 3 June 2023	<i>Skew - from Woe to Go!</i> A full-day workshop on the Skew by Rob McKee. Bring your own skewers along, learn how to sharpen them and use them to successfully master the traditional cuts. <i>Places will be limited and booking will be essential.</i>	
Saturday 17 June 2023		Bring along the beads you have cut with your skew!

Binny Willis
Secretary

Volunteers Needed

Hare & Forbes Sales Event

Thurs – Sat 23-25 March, 9 am – 3 pm

Hare & Forbes Machinery House in Coopers Plains has invited WSQ to contribute to their 3-day Sales Event by running in-store woodturning demonstrations and operating a Sausage Sizzle. The opportunity has potential financial benefit of \$2,500 to \$3,000 for WSQ, plus promotional benefits.

Hare & Forbes will provide all the materials required for the sausage sizzle, we just need to cook the sausages and serve them up. Sausages will be free to the customers, but soft drinks (also supplied by Hare & Forbes) will be “sold” for a gold coin donation to WSQ.

We are looking to have at least one demonstrator in action throughout the event, and two members helping with the sausages and soft drinks. Please consider your availability to contribute to this event by giving 3 hours of your time (or more). We particularly need volunteers on Friday and Saturday, when many of our members and usual helpers will be attending Turnfest at the Gold Coast.

If you are able to contribute, please indicate your availability on the noticeboard in the Auditorium, or contact me by email on brian.creese@bigpond.com or phone 0447 108 551. Thank you for your support.

Brian Creese
Hare & Forbes Event Coordinator

New Convenor Training Program

During the month of March, I will be conducting another Convenor Training program, with the assistance of other Convenors. It will be held over a 4 – 5 week period on a Wednesday afternoon, after the Alzheimer's Workshop in the morning. Start time will be 1pm with a view to finish by 3.30pm. These times are flexible as we all have prior commitments on occasions. As previously, there will be a focus on the day to day operational aspects of safe workshop management, and we will also discuss the safe use of our workshop machinery. I already have a number of interested starters. The only pre-requisite is that you are a competent wood turner.

At the conclusion, you will be asked to team up with a Convenor, to complete a period of 'on the job training' to build on the knowledge gained.

With the increased weekly usage of our Pine St premises, it is essential that we grow our Convenor pool numbers. Remember, each workshop session requires at least 1 convenor, and holidays and health issues impact us all.

If you are interested and prepared to assist in this area please speak to me on a Tuesday, or on my mobile 0400 497 049.

Kind Regards,
Bob Kennedy
WSQ Member

Segmented Turning Course Starting Soon

The Management Committee has agreed to my proposal to run a Segmented Turning Course. I am developing an introduction to segmented turning course. The course will be run on Thursday afternoons between 1 and 4. As the course is still in development the duration is uncertain. I consider a possible 6 week timeframe will allow me cover the methods of designing segmented work, and allow the students to make 3 pieces during the course. As a minimum you will need to be accredited to

use the lathe, small bandsaw, drum sander and drop saw.

If you are interested in doing this course, please contact me as soon as possible at acshort@inet.net.au or on 0408 931 230 as the first course may commence on the 16 March.

Regards
Allan Short
WSQ Member

Container Refund Scheme

Thanks to the generosity of members, WSQ has raised \$10,500 from donated containers since the Container Refund Scheme commenced four years ago. These funds have been used to acquire new equipment and to offset our operating costs.

Are you still placing your empties in the bin?

If so, please consider donating them to WSQ. Are your neighbours and/or friends still placing their empties in the bin? If so, how about asking if they would donate them to us.

Donations can be made in two ways. Firstly, you can bring your containers to WSQ premises, and we will arrange for the refund. Secondly, you can take the containers to your local refund point and nominate WSQ as the recipient of the refund which will be credited to our bank account.

WSQ's ID is C10001309.

John Reed
Management Committee Member

Treasurer's Report

Two major events so far this year have been the chainsaw training course on 21 January and a Bunnings Sausage Sizzle on Australia Day. The cost of the chainsaw course was \$1,922, which was covered by a grant received last year from the Australian Men's Shed Association. At the Bunnings Sausage Sizzle, we sold about 360 sausages and 200 cans of soft drink/water, for a net profit of \$926.

Other income has included \$1,933 in membership fees, \$2,287 in workshop fees, profit of \$1,418 from shop sales and \$950 from the new member training courses. Total income for the year to date is \$10,525.

Apart from the cost of the chainsaw training course, major expenditure items have included

\$981 for the new member training courses, \$1,020 for Association Liability Insurance, \$1,018 for repairs to the Zip hot water tap in the Auditorium, \$605 for the audit of last year's finances, \$560 for equipment purchases (including two VM100 chucks with bowl jaws), \$361 for other workshop expenses, and \$237 for updating the club's three laptops. Total expenditure for the year to date is \$9,225, giving a net profit of \$1,299.

Our total bank balance is currently \$62,567, and stock on hand is \$14,200.

Brian Creese
Treasurer

a.sign

**Design and Supply
of Quality Signage**

12 Birubi St, Coorparoo

Ph: 38475305

Web: asign.com.au

Email: info@asign.com.au

"Founded in 1982 as A Sign Design, by artisan woodworker, Terry Lucas, in a one-man operation, a.sign has grown, and now supplies quality signage to local, national, and international clients. Still a local family-owned company, a.sign manufactures all types of signage... anything from a desk nameplate to a building skysign."

a.sign is proud to support Woodturners Society of Queensland

Box Making Group

The group's second "group project" was to use a more traditional approach with solid wood construction. This time the project was to build a Jewellery box that included drawers as the new "learning" element.



The design incorporates three shallow drawers with contrasting wood fronts. The boxes have simple mitred joinery but the drawers employ dovetail construction. As another design element it was decided to have the grain run continuously around the outside of the box and across the drawer fronts.

The box case construction was straight forward - mill and dimension the sides, cut the mitres, profile the backs to fit their grooves, finish the insides and glue up the case tape.

Once the glue was dry, the cases were glued together in the final configuration. This was achieved using thin strips of wood between the boxes to produce a shadow-line between these elements. Special care was taken to accommodate wood movement.

Next it was time to dimension the drawers and cut the stock to final dimensions. The Incra router table was used to cut the dovetail joinery. After fitting the drawer bottoms, the drawers are ready to be assembled and glued up.

The design featured wooden drawer front "veneers" of contrasting timber which were glued to the drawers. Again, attention to the grain pattern was important to ensure it was continuous. The drawer fronts were accurately dimensioned to fit their space with a uniform reveal. Finally, it was time to sand and apply

the finish. Draw pulls were turned on the lathe and attached.

This jewellery box was to be gifted to a Tasmanian friend, so the timber selection was Tasmanian Blackwood with Huon pine.



Another was a study in cedar, red cedar case with white cedar fronts.



Harold Wiltshire
WSQ Member

Membership Matters

Birthdays for March	New Members
<ul style="list-style-type: none"> Paul Spruce Don Doolan Rachel Halech Trevor Cornes 	<ul style="list-style-type: none"> Mons=a Seul Karana Dns 4306 Therese Richards Mansfield 4122 Hannah Coyle Taringa 4068 Anna Reynolds West End 4101 Anna Zervoudakis West End 4101

Please give the new members a cheery hello and introduce yourselves when you see them at the club. **Alwyn Clark** Membership Secretary

Demonstration – 4 February 2023

Almost 20 members and friends, plus 2 members using Zoom, attended this demonstration of making a wave bowl, conducted by Dan Woodward, who is one of WSQ's top turners.


Dan attached a Budgeroo blank of 180mm diameter x 65mm to a faceplate which he mounted on the lathe. He turned it to round with a bowl gouge. Next, he removed waste from the tailstock end and created a spigot for later use. He removed waste from the side and shaped it into a small bowl shape with a thick rim at the top. When he was happy with the shape of the bowl, he undercut where the rim met the side, sanded it and removed it from the lathe. He removed the blank from the faceplate and remounted it on to a scroll chuck on the lathe.



Dan removed waste from the top side of the bowl. He used a round nose scraper to refine the finish.



Using the indexing feature on the lathe Dan measured the rim into 12 sections which he marked with two parallel lines to define the top and bottom of the waves to be created.



Dan removed the bowl from the chuck and improvised a bobbin sander from a timber blank which he turned to round. He attached 80 grit sandpaper to this and started "rough" sanding the rim waves top and bottom.



Next, he remounted the bowl in the chuck and continued sanding with a cordless drill and a Dremel rotary tool with a range of sanding pads and grits.





really like to see the finished project. Everyone present was amazed at the end of the demo. They bombarded Dan with questions and suggestions. I'm sure many will have a go at making similar projects.

Thanks Dan, for another excellent demonstration. I never thought that a demonstration containing so much sanding could be so interesting and produce such an attractive outcome.



And, after a fair bit of finessing of the piece the result at the end of the demo was as the image below.

Dan still had to finish the base, finish the sanding, and apply finishing product. I would

Geoff Holbeck
Editor – Turning Talk

Microcrystalline Wax

"Woodturning" magazine had several references to microcrystalline wax. They claim it is superior to other waxes, including carnauba wax.

Apparently the British Museum found it excellent for polishing old furniture. Its big drawcard is that it doesn't leave finger marks and it's water resistant. The product they talk about is Renaissance Wax polish. The main ingredient is Microcrystalline Wax.

It ain't cheap (\$40 - \$50 for a 65g jar), so I thought I'd make my own.

The wax pastilles (small grains) are available online for \$5 - \$7 for 100g. Blocks of the wax are also fairly cheap.

Anyhow, I got 2 small tins which fitted inside each other, filled the outside with water and put 20g of the pellets in the inside one. The tin was heated with a blowtorch until the wax melted. I then mixed 40ml of pure turps into this, stirred it and then let the mix cool. It was too thick so I added more turps to the reheated mix and let cool. When satisfied I poured it into a small lidded jar and let it cool.

I tried the mix on a plain bit of wood and a turning which had sanding sealer on it. A small amount is all that was necessary. I left the pieces for 5 minutes and then polished them. The results in both cases were terrific. They both had a lovely shine and no finger marks.

The wax could be poured into a tube when molten to make a wax stick. It would be good for spindles on a lathe. It is quite hard in stick form, similar to carnauba wax, but I think it's better. Give it a go!

John Byrne
WSQ Member

Show & Tell Forum - 18 February 2023

It was a very busy, well-attended Show & Tell morning on Saturday 18 February to start off 2023. Twelve members were in attendance and an interesting and lively discussion ensued.

Garth Forster brought along some examples of the Christmas trees he made for the Festive Season. He deliberately chose to use some African Tulip for its rough and open grain to achieve the effect he was looking for in his turned trees.

He made a template to ensure that he had the taper in proportion for the tree and the stands. Having sanded them, he applied a coat of chalk paint purchased from Spotlight and then use a wire brush to achieve a very pleasing and quite authentic brushed finish. The group of 3 would not have been out of place in a snowy, European winter field.

Turned trees were not the only ones that Garth brought along. The beautifully decorated and proportioned green one was very attractive. Once again, a template was used to ensure that it was perfectly proportioned.



Neil Howard brought along 3 versions of his first attempt to replicate a finial from a piece of furniture that was being restored. He quickly worked out that it wasn't enough to 'eyeball' measurements and design and quickly resorted to using his digital calipers to get the sizing right for each of the elements of the finial. The product was a very fine example of his precise turning.



Peter Wyer's ever expanding menagerie revealed an emu, a very cute hound dog, a smart looking giraffe, and an unfinished stork (seen in the background). Each object required the careful use of indexing to ensure that eyes and ears were in the right place. To carry on the Christmas theme, he brought along a snowman, somewhat different from the usual 2 or 3 beaded snowmen, but a design that was particularly pleasing to the eye. Careful and precise drilling of the hole in a quite thin body of the camphor ladle ensured that the handle fitted perfectly with the help of a good dab of superglue.



Alan Loxton brought along 4 of his latest resin creations. With his renowned patience and growing knowledge of the properties of resin, along with his trusty pressure pot, he has produced some very creative pieces. Claiming to have found the ideal way of using bits and pieces of timber mostly left over from his segmenting exploits, Alan was able to use beautiful pieces of she-oak in a greenish resin to accentuate the beautiful grain in the timber and produce a very stylish vase.

The pot in the foreground involved using 'slices' of pinecone to give a brilliant 'floral window' effect to the piece. It was much admired by the group, and we all learned lessons in the use of resin.



Ever the master of making jigs to suit any purpose, Rob McGregor brought along his modified Gifkins jig and two beautiful boxes he made with half-blind double dovetails. He explained the need for the careful and accurate making of the templates out of high-density polyethylene cutting boards and the difficulties he encountered in the mismatch between imperial and metric cutters for the router.



Maurie Page was a busy boy over the break. He continues to work on his guitar and brought along a new rasp and a sanding jig that he had made. He asked for suggestions to improve the attachment of the strip of sandpaper and the 'brains trust' came up with some interesting ideas that Maurie will follow up on.

Set the task by his card-playing wife to make a card holder that could cope with 3 decks of cards for a particular game, Maurie came up with a couple of options. The prototypes were trialed and significant modifications made to the original design.

Eventually, the card-playing sisterhood was satisfied that their design brief had been effectively answered.



Binny Willis
Secretary

Zoom Meetings for WSQ Demonstrations

WSQ is inviting you to a scheduled Zoom meeting for our demonstrations.

Topic: WSQ Conference's Zoom Meeting
Time: Feb 4, 2023 09:00 AM Brisbane

To Join the Zoom Meeting – follow this link:
<https://us02web.zoom.us/j/83898014078?pwd=TnV1c3BOUFg4MURnODhyK3l3cXJmdz09>

If you need to manually enter information:
Meeting ID: 838 9801 4078
Passcode: 462130

The meeting is scheduled every month on the First Sat, until Dec 2, 2023, 11 occurrence(s):

Mar 4, 2023 09:00 AM
Apr 1, 2023 09:00 AM
May 6, 2023 09:00 AM
Jun 3, 2023 09:00 AM

Jul 1, 2023 09:00 AM
Aug 5, 2023 09:00 AM
Sep 2, 2023 09:00 AM
Oct 7, 2023 09:00 AM
Nov 4, 2023 09:00 AM
Dec 2, 2023 09:00 AM

If you want to add these to your calendar, please download and import the following iCalendar (.ics) files to your calendar system.

Monthly:

<https://us02web.zoom.us/meeting/tZclfuGorz8qHdxH7EawGn3Ngtisb4us05OJ/ics?icsToken=98tyKuGrpJliGtWRsB6PRpwqGor4WfTzmClfqqdFtEjAAjd0bFDYmfZLIbArBcuA>

Join Zoom Meeting

<https://us02web.zoom.us/j/83898014078?pwd=TnV1c3BOUFg4MURnODhyK3l3cXJmdz09>

Meeting ID: 838 9801 4078
Passcode: 462130
One tap mobile
+61731853730,,83898014078#,,,*,462130#
Australia
+61861193900,,83898014078#,,,*,462130#
Australia

To dial in by phone:

+61 7 3185 3730 Australia

Meeting ID: 838 9801 4078
Passcode: 462130

If you are not in Brisbane, find your local number:

<https://us02web.zoom.us/j/ki7umTY23>

Ian Symes
WSQ Member
M 0424 290 056

For Sale: Carbatec Mini-lathe \$250



Great first lathe - ideally suited for the beginner or as a lathe which can be transported more easily due to its lighter weight and compact size

In very good condition – selling because I've purchased a larger lathe

M30 x 3.5 headstock thread for attaching accessories like a chuck

Sturdy 375W (1/2HP) motor - more than enough power for projects like pen turning and small spindle turning

Manual belt change for speed adjustment - five spindle speeds available via a belt change pulley system - Speed Range (RPM) 650 - 2800 RPM

Manufactured: 2021-12

Tool Post Diameter 15.8mm (5/8")

Headstock Movement Fixed
Hole Through Spindle/Tailstock 10mm
Indexing Positions None
Max Distance Between Centres 440mm
Morse Taper MT2
Spindle Thread M30 x 3.5TPI
Swing Over Bed Capacity 260mm
Speed Adjustment Manual Belt Change
Speed Range (RPM) 650 - 2800 RPM
Nett Weight 33Kg

Contact: Keith Greenland 0432 711 139

Keith Greenland
WSQ Member

All contributions for the April 2023 edition of Turning Talk need to be submitted by no later than Wednesday 29 March 2023.

The views expressed in this publication are not necessarily those of the Woodturners Society of Queensland or its Management Committee.

Other organisations are welcome to use, with appropriate acknowledgement, editorial material from this publication.

You're invited to contribute to the content of TT. To do so, preferably by Email:

gholbeck@hotmail.com

Letters to the Editor

Geoff, please see email of appreciation below that I thought you might like to include in TT. One photo attached.

Cheers Toni



On Sun, 19 Feb 2023 at 19:38, Yelangi Preschool <yelangi@hotmail.com> wrote:

Hi Toni

I am sending on photos of the toy distribution with YFS (Young Families Services) before Christmas. Yelangi was very pleased to work with YFS to organise for the toys to be delivered to First Nations families that they work with. Yelangi provided story books and a library bag for the children and the toys fit very well into them as well.

Volunteers Needed to Sew Toy Bags

Last year the Toy Group began moving away from plastic zip bags to fabric bags for the toys WSQ distributes to children in hospital and other disadvantaged situations at Christmas time. We made around 400 plus toys and with the help of one community volunteer, Alida Rae Mayze, we were able to bag almost a third of them.

This year we would like all toys made to be gifted in a special fabric toy bag. If you (or


I mentioned that we weren't able to get photos of the children due to 'confidentiality' with some families, but the photos are a great record and to know that they have been given to needy children.

Regards
Aunty Peggy Tidyman
President
Yelangi Preschool & Kindergarten
Association Inc.



I acknowledge and respect Aboriginal Peoples and Torres Strait Islander Peoples as the Traditional Custodians of the lands and seas throughout Australia. I pay my respects to Elders past, present and future and acknowledge Sorry Business.

I acknowledge their connection to country and their collective position as Australia's First Nation Peoples. I acknowledge the Lore men, Lore women and Elders both past and present and their contribution to the wellbeing to First Nation Peoples.



someone you know) is interesting in helping us achieve this goal, please contact us.

Barry Wilson
Toy Group Co-ordinator
0409 260 786

Toni Dowd
0439 784 245

Council Library Displays

John Byrne and I would like to express our appreciation and gratitude to those members who have loaned us some of their wonderful, turned items to use in our library displays for another year. Thank you very much. The library staff we deal with all comment about how much their customers like and comment favourably about our displays.

Month	Northside	Southside
March	New Farm	Stones Corner
April	Nundah	Stones Corner

Geoff Holbeck & John Byrne
Library Display Coordinators



**We've been crafting
woodworking tools in
Sheffield, England for
almost 200 years.**

Robert Sorby

As one of the world's premier manufacturers of specialist woodworking tools, we are proud to say we still craft every tool right here in Sheffield, England. Our tools are made from the finest raw materials, using traditional methods and with an attention to detail you won't find anywhere else. Each tool is meticulously processed in stages by our craftspeople. Every single tool is cut, ground, polished, hardness tested, sharpened, assembled

and packed for shipping – ultimately crafted to provide a lifetime of use in your workshop. With an extensive range of unique, premium tools, backed by our lifetime warranty, you need look no further for the best tools you can buy. It's our attention to detail and customer first approach that puts Robert Sorby at the top of its class. You can rely on our experience – we know tools.

Proudly distributed by:
carbatec
THE HOME OF WOODWORKING

Find us at:
128 Ingleston Road
Wakerley QLD 4154 (07) 3390 5888 | www.carbatec.com.au

Turning Talk

Published by the
Woodturners Society of Queensland Incorporated

Management Committee

President: Vacant
Vice President: Mike Dunne 0410 400 954
Secretary: Binny Willis 0438 09 1053
Treasurer: Brian Creese 0447 108 551
Members: Alwyn Clark 0414 622 715
Barry Wilson 0409 260 786
George Wolf 0423 770 318
John Donaldson 0407 022 403
John Reed 0414 661 395
Neil Howard 0409 980 057
Reg Weber 3206 2325

Other Positions

Newsletter Editor: Geoff Holbeck 0412 434 883
Assistant Editor: Vacant
Membership Secretary: Alwyn Clark 0414 622 715
Librarian: Peter Wyr 0402 688 948
Assistant Librarian: Vacant
Storekeeper: Don McMillan 0439 704 622
Training Manager: Rob McKee 3207 1785
Asst. Training Manager: Wayne Molloy 3273 2659
Events Co-ordinator: Philip Oestenbroek 0415 688 894
Competition Organiser: Richard Cooper 0403 301 499
Web Co-ordinator: Mike Dunne 0410 400 954
Welfare Officer: William Darbshire 0418 742 801
Caretaker: Vacant

Breakfast is Served





VICMARC[®]

MACHINERY PTY LTD

**PROUDLY AUSTRALIAN MADE AND OWNED
SINCE 1984**



**GRINDING
REST &
SHARPENING
JIG**



**VICMARC
SLOW SPEED
GRINDER**



**QUALITY
LATHES**



CHUCKS



**HUGE
VAREITY
OF CHUCK
JAWS**

AUSTRALIAN MANUFACTURERS OF QUALITY WOODTURNING LATHES, CHUCKS AND ACCESSORIES

For more information and to see our full range of products visit our website
www.vicmarc.com

Email: vicmarc@vicmarc.com Ph: (07) 3284 3103 Fax: (07) 3283 4656